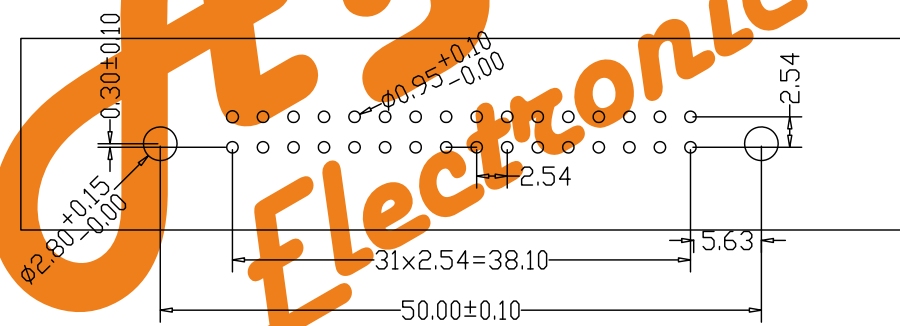
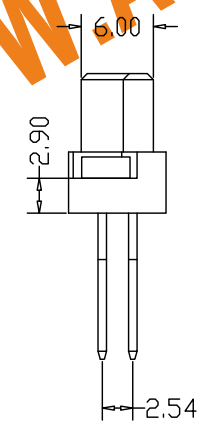
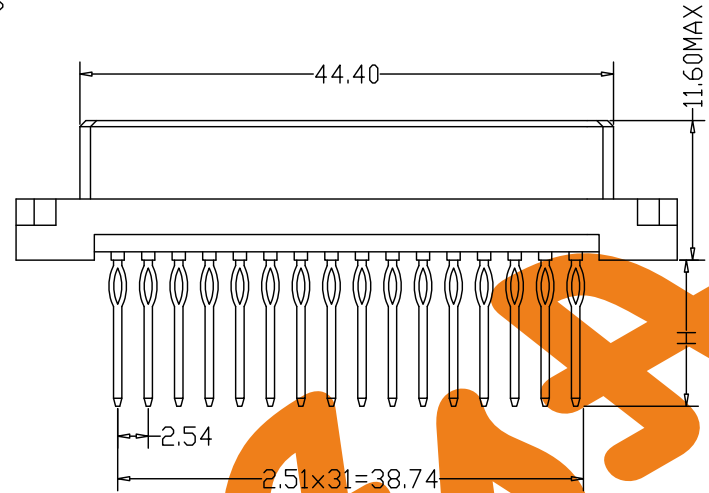
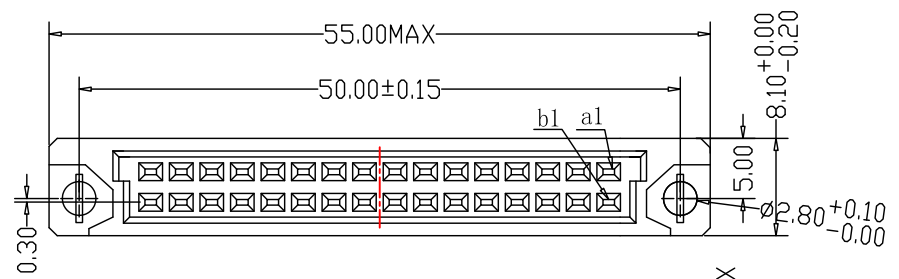


# DIN 41612 Vertical Female Type Half B Compliant press-Fit Connectors 32 Positions

**ROHS COMPLIANT**

### SPECIFICATION

Current Rating:	2.0Amp
Insulation Resistance:	10000MΩ min.at DC 100V
Contact Resistance:	20MΩ max
Withstand Voltage:	AC 1000V For 1 Minute
Operating Temperature:	-55° C to +105° C
Contact Material:	Brass
Contact Plating:	Au or Sn Over Ni
Insulator Material:	PBT+30%GF UL 94V-0
Insertion Force:	32 pin max. 30N
Withdrawal Force:	0.15N min. per individual contact



Recommended P. C. B. Layout

### Ordering Code:

DFS - XX - X - X - X -209  
 ① ② ③ ④ ⑤

- ① Series No:
- ② No. of Contacts  
32p 16p
- ③ Termination  
L: Straight press-fit tail length H=5.0mm  
M: Straight press-fit tail length H=13.0mm  
N: Straight press-fit tail length H=17.0mm
- ④ Rows Loaded With Contacts  
C: Row a-b  
C1: Row a+b (2, 4, 6...)
- ⑤ Contact Plating  
G0: Gold flash  
S0: Gold flash/Ni  
G1: 3u" Gold  
S1: 3u" Gold/Ni  
G2: 5u" Gold  
S2: 5u" Gold/Ni  
G3: 10u" Gold  
S3: 10u" Gold/Ni  
G4: 15u" Gold  
S4: 15u" Gold/Ni  
G5: 30u" Gold  
S5: 30u" Gold/Ni  
SN: Tin

Unless Otherwise specified tolerance

X±0.35  
 X.X±0.25  
 X.XX±0.20  
 X.XXX±0.15

tail length	thickness * width
H=5.0mm	
H=13.0mm	0.6*0.6
H=17.0mm	0.6*0.6

SCALE: As Shown

UNIT: mm



**AsA Electronic Co.**

Tel : (+98) 21 66 73 56 82 Mob : (+98) 912 03 161 02

DRAWN: jnufon

CHECKED: Yan

APPROVED

TITLE:

Vertical Female Type Half B Compliant press-Fit Connectors 32 Positions

DRAWING NO: DFS-XX-XXX-209

PRODUCT NO: DFS-XX-XXX-209

REV	DESCRIPTION	DATE
1	Add option of plating	10/8/1